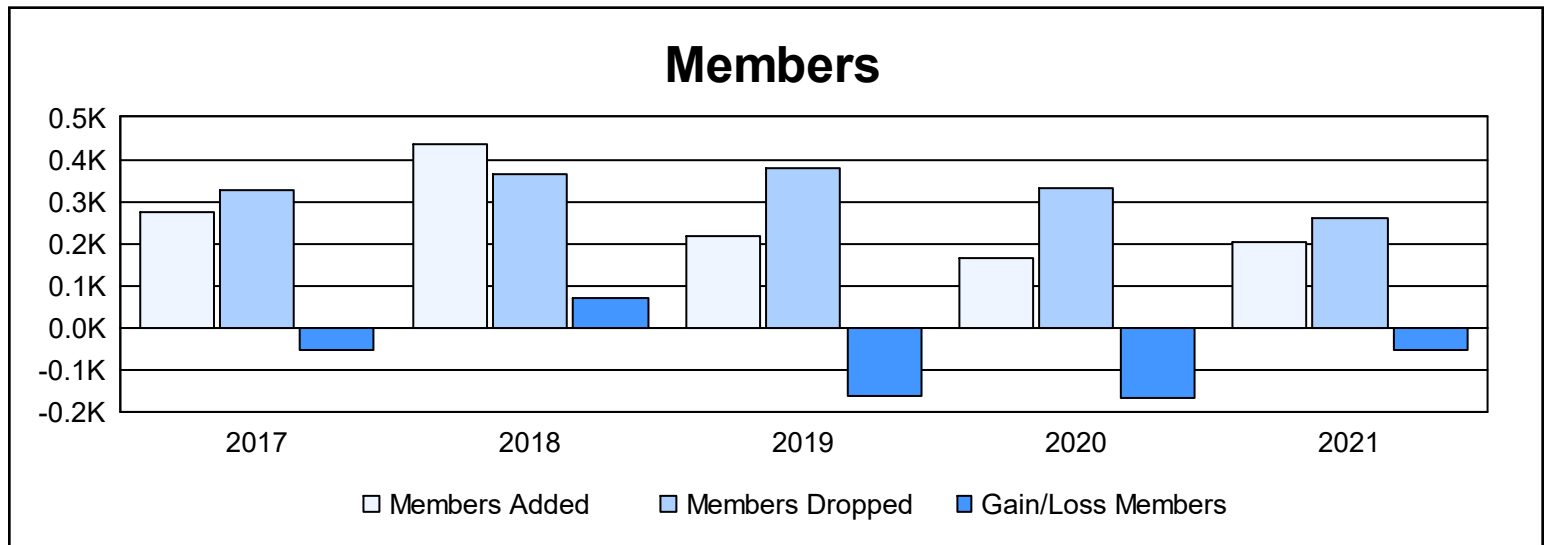
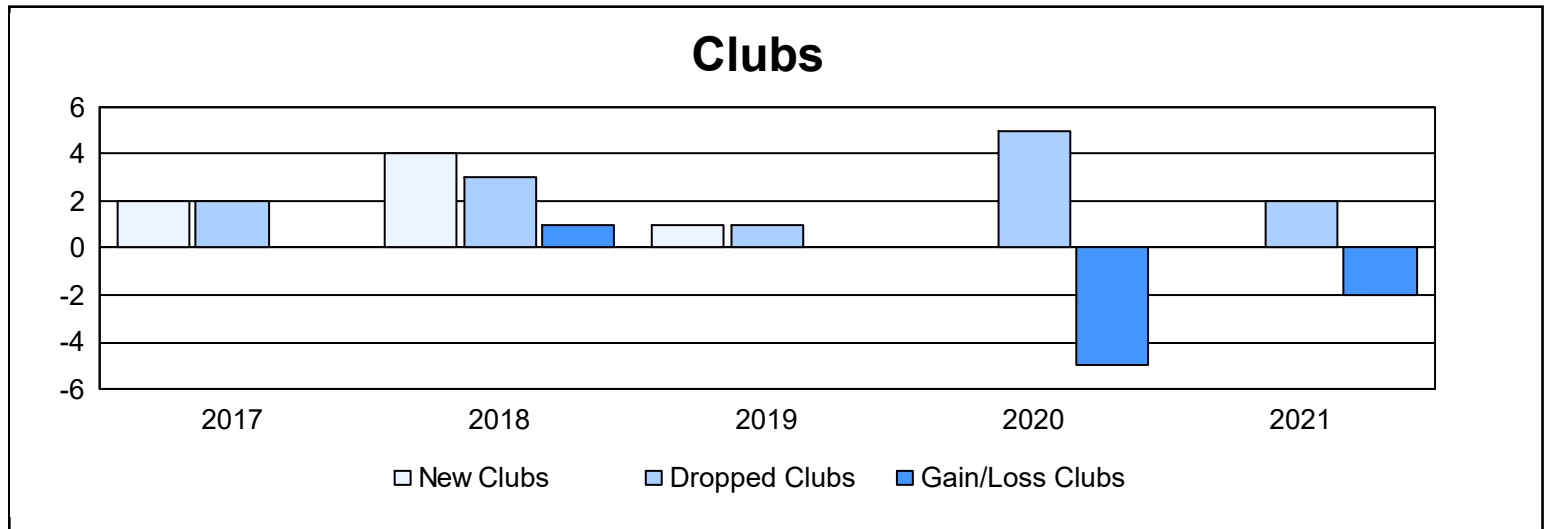
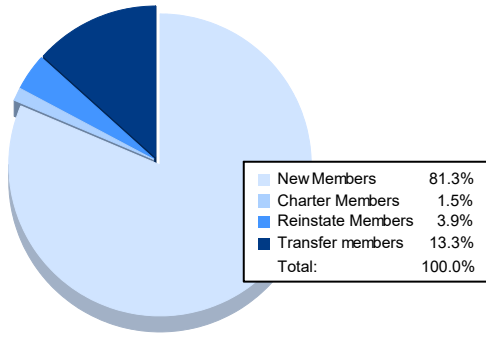


| Year | New Clubs | Dropped Clubs | Gain/ Loss Clubs | New Members | Charter Members | Reinstate Members | Transfer Members | Total Member Added | Total Members Dropped | Gain/ Loss Members |
|----------------|-----------|---------------|------------------|-------------|-----------------|-------------------|------------------|--------------------|-----------------------|--------------------|
| 2016-2017 | 2 | 2 | 0 | 196 | 47 | 8 | 24 | 275 | 327 | -52 |
| 2017-2018 | 4 | 3 | 1 | 239 | 144 | 12 | 40 | 435 | 363 | 72 |
| 2018-2019 | 1 | 1 | 0 | 148 | 41 | 8 | 22 | 219 | 380 | -161 |
| 2019-2020 | 0 | 5 | -5 | 132 | 3 | 12 | 16 | 163 | 332 | -169 |
| 2020-2021 | 0 | 2 | -2 | 165 | 3 | 8 | 27 | 203 | 258 | -55 |
| Average | 1 | 3 | -1 | 176 | 48 | 10 | 26 | 259 | 332 | -73 |



Membership Composition June 2021 Cumulative



Gender Composition June 2021 Cumulative

